



## Potency Results

**Sample Name:** THCA Diamond Preroll - Fruity Pebbles  
**Client:** BD Preroll  
**Client Batch ID:**

Pinnacle-Analytics.com

3549 Lear Way, Suite 101

Medford OR 97504

P:(541)300-8217

**Sample ID:** rC-H-276-E759

Date Sampled: 4/4/2024

**Matrix:** Flower

Date Reported: 4/5/2024

**Prep Analyst:** Jeff A.

Client License: N/A

**Analysis Method:** 0630322+1 H4 4-21-2022 #1.lcm

For R&D Purposes Only

**Sampling Method:** N/A

**Reference Method:** JCB 2009: HPLC/DAD

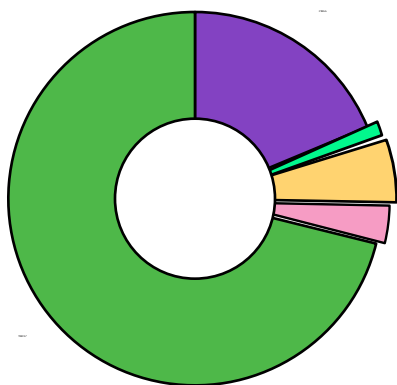
**Analysis Batch:** 4-5-2024 H4 22, 276, 462, 474 Flower

**Total THC** (THCA\*0.877+d9-THC) **23.7%**  
**Total CBD** (CBDA\*0.877+CBD) **<LOQ%**  
**Moisture Content** **11.03%**

Cannabinoid	% Weight	mg/g
CBDVA	<LOQ	<LOQ
CBDV	<LOQ	<LOQ
CBDA*	<LOQ	<LOQ
CBGA	5.01	50.1
CBG	0.156	1.56
CBD*	<LOQ	<LOQ
THCV	<LOQ	<LOQ
CBN	<LOQ	<LOQ
d9-THC*	0.28	2.8
d8-THC*	0.735	7.35
CBC	<LOQ	<LOQ
THCA*	26.7	267.0
<b>Total Cannabinoids</b>	<b>32.88</b>	<b>328.8</b>

\*ORELAP Accredited Analyte

Limit Of Quantitation: 0.1%, analyte not measured




CBGA
  d9-THC\*

CBG
  THCA\*

d8-THC\*



These test results may not be altered or reproduced except in full without the permission of Pinnacle Analytics. These results were generated following the Oregon Administrative Rules and in accordance with the NELAP Institute under ORELAP License #4152  
 Report generated by Routine\_Potency\_Rev13\_8-1-2023

  
 Kris Ford, PhD  
 Lab Director



## Quality Control Results

**Analyst:** Jeff A.

**Analysis Batch:** 4-5-2024 H4 22, 276, 462, 474 Flower

Pinnacle-Analytics.com  
3549 Lear Way, Suite 101  
Medford OR 97504  
P:(541)300-8217

	Duplicate RPD		LCS % Recovery		Method Blank	
	H-0-E758-b	Limit	C-FL-040524	Limits	C-FB-040524	Limit
<b>CBDA</b>	<LOQ%	30%	103.0%	90-110%	<LOQ/2	LOQ/2
<b>CBD</b>	<LOQ%	30%	97.5%	90-110%	<LOQ/2	LOQ/2
<b>d9-THC</b>	0.349%	10%	97.7%	90-110%	<LOQ/2	LOQ/2
<b>d8-THC</b>	<LOQ%	30%	91.8%	90-110%	<LOQ/2	LOQ/2
<b>THCA</b>	0.868%	10%	105.0%	90-110%	<LOQ/2	LOQ/2


RPD: Relative Percent Difference between unknown sample and its duplicate

LCS: Laboratory Control Sample with known concentration

Case Comments: There were no divergences from ordinary Quality Control procedures or SOPs.



These test results may not be altered or reproduced except in full without the permission of Pinnacle Analytics. These results were generated following the Oregon Administrative Rules and in accordance with the NELAP Institute under ORELAP License #4152  
Report generated by Routine\_Potency\_Rev13\_8-1-2023

  
Kris Ford, PhD  
Lab Director